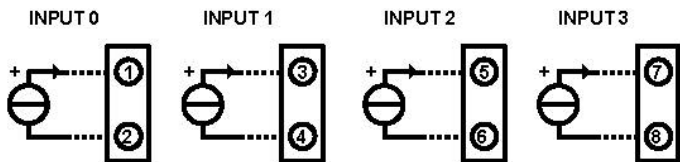


# WIRING

## ANALOG INPUT WIRING

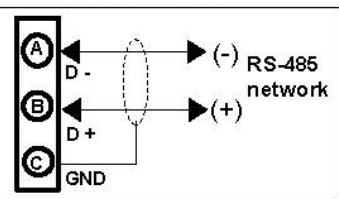
Current



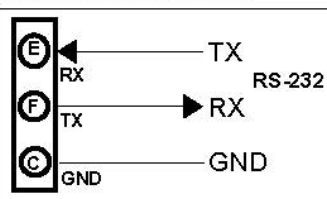
NOTE: input channels are not isolated between them.

②—④—⑥—⑧ = Ref.

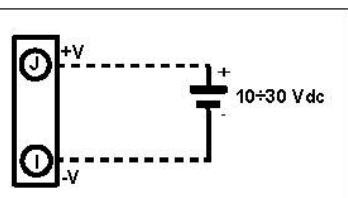
## RS-485 NETWORK WIRING



## RS-232 NETWORK WIRING



## POWER SUPPLY WIRING



## INIT WIRING

