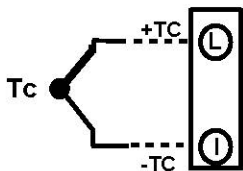
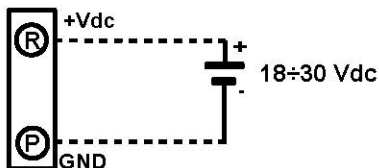


INPUT CONNECTIONS



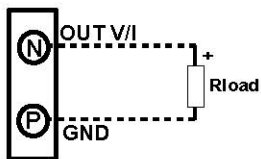
Note: terminals G, H, E and F not connected (NC)

POWER SUPPLY CONNECTIONS



Note: internal connections: R=Q, P=O

OUTPUT CONNECTIONS



Note: internal connections: N=M, P=O