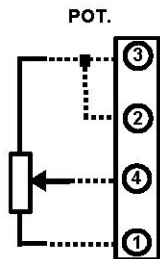
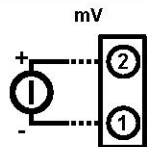
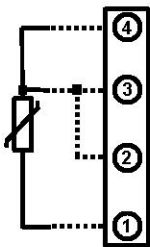


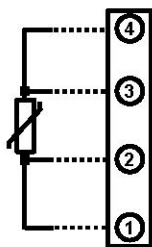
INPUT CONNECTIONS



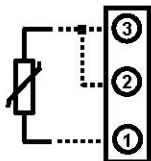
RTD/RES 3 WIRES



RTD/RES 4 WIRES



RTD/RES 2 WIRES



Terminal 1 = GND INPUT

OUTPUT/POWER SUPPLY CONNECTIONS

